



**OFFICIAL CANVASS
SPECIAL ELECTION
March 1, 2022**


IN TESTIMONY WHEREOF, we have set our hands and caused this to be attested by the Clerk of the Board of Supervisors, with the seal of this County.

Done at Charles City, the county seat of Floyd County, this 8th day of March, 2022.





Board of Canvassers

Attest: 

Gloria A. Carr
Floyd County Auditor/Commissioner of Elections

Election : 2022 LOSST Special Election-03-01-2022 Party : All

Official Measures Result**Measure Name:** A-PUBLIC MEASURE A

Precinct	Voted Yes	Voted No	Total
Absentee Precinct	50	3	53
FLOYD COUNTY VOTE CENTER	275	49	324
Grand Total:	325	52	377

Measure Name: B-PUBLIC MEASURE B

Precinct	Voted Yes	Voted No	Total
Absentee Precinct	46	3	49
FLOYD COUNTY VOTE CENTER	159	69	228
Grand Total:	205	72	277

March 1, 2022 Local Option Sales and Services Tax Special Election Official Results		Public Measure A (City of Charles City LOSST)					Public Measure B (Unincorporated Area LOSST)				
		Yes	No	Overvote	Undervote	Total	Yes	No	Overvote	Undervote	Total
CC1 - Courthouse	Election Day	82	15			97	25	7			32
CC2 - Messiah	Election Day	113	16			129	10	0			10
CC3 - Trinity	Election Day	76	17			93	14	1			15
Floyd Comm Ctr	Election Day		1			1	41	23			64
FC Fairgrounds	Election Day	3	0			3	38	8			46
Marble Rock Library	Election Day	0	0			0	11	10			21
Nora Springs Comm Ctr	Election Day	1	0			1	5	4			9
Rockford	Election Day	0	0			0	15	16			31
Absentee	Election Day	50	3			53	46	3			49
Special Precinct Bd	Prov/UOCAVA					0					0
Total		325	52	0	0	377	205	72	0	0	277

Election Day Total	275	49	0	0	324	159	69	0	0	228
Absentee Total	50	3	0	0	53	46	3	0	0	49
Total	325	52	0	0	377	205	72	0	0	277

Voter Turnout	
CC1 - Courthouse	129
CC2 - Messiah	139
CC3 - Trinity	108
Floyd Comm Ctr	65
FC Fairgrounds	49
Marble Rock Library	21
Nora Springs Comm Ctr	10
Rockford	31
Absentee	102
Special Precinct Bd	-
Total	654